



SCHWINTEK IN-WALL SLIDE MANUAL OVERRIDE


Tools Needed:

Philips Screwdriver


This procedure will override the following issues:

- Electrical failure of the motor
- Seized motor
- Seized gear box
- Broken motor shaft
- Stripped motor shaft
- Broken gearbox shaft
- Stripped gearbox shaft
- Broken gear or pulley


1. Locate motor retaining screws located at the top of each slide column. This screw will be visible either under the optional screw cover or screwed directly through the wiper seal as shown.



2. Removing the motor retaining screw will allow the override spring to disengage the motor from the gear box. At this point, the slide room can be manually pulled back into its retracted position.



SCHWINTEK SLIDEOUT SYNCRO CONTROLLER LOCATION

MODEL	LOCATION	NOTES
1062	SYNCRO CONTROLLER IS LOCATED ON THE CIRCUIT BOARD LOCATED IN THE CAB OVER STEP COMPARTMENT.	OPEN THE CAB OVER STEP COVER TO ACCESS THE CONTROLLER. THE CONTROLLER IS LOCATED ON THE UPPER RIGHT CORNER OF THE CIRCUIT BOARD
1172	SYNCRO CONTROLLER IS LOCATED IN THE EXTERIOR ELECTRICAL ACCESS COMPARTMENT ON THE REAR WALL	OPEN THE EXTERIOR RIGHT ACCESS DOOR ON REAR WALL TO ACCESS THE CONTROLLER
1575	SYNCRO CONTROLLER IS LOCATED IN THE EXTERIOR FORWARD ROAD SIDE STORAGE COMPARTMENT	OPEN THE FORWARD EXTERIOR COMPARTMENT DOOR AND CONTROLLER IS ON THE RIGHT NEXT TO THE WATER PUMP
1685	SYNCRO CONTROLLER IS LOCATED IN THE SECOND LARGE EXTERIOR FORWARD ROAD SIDE STORAGE COMPARTMENT	OPEN THE LARGE FORWARD EXTERIOR COMPARTMENT DOOR AND CONTROLLER IS ON THE RIGHT
1985	SYNCRO CONTROLLER IS LOCATED AT THE BOTTOM OF THE MAGAZINE CABINET TO THE RIGHT OF THE SLIDE-OUT	REMOVE THE GRILL AT THE BOTTOM OF THE MAGAZINE CABINET TO ACCESS THE CONTROLLER
1995	SYNCRO CONTROLLER IS LOCATED AT THE BOTTOM OF THE MAGAZINE CABINET TO THE RIGHT OF THE SLIDE-OUT	REMOVE THE GRILL AT THE BOTTOM OF THE MAGAZINE CABINET TO ACCESS THE CONTROLLER
2155 	CURB SIDE SYNCRO CONTROLLER IS LOCATED BEHIND THE WHEEL WELL COVER GRILL. ROAD SIDE SYNCRO CONTROLLER IS LOCATED IN THE CABINET TO THE RIGHT OF THE ROAD SIDE SLIDE-OUT. REMOVE THE GRILL AT THE BOTTOM OF THE CABINET.	REMOVE THE GRILLS TO ACCESS THE CONTROLLERS
2185	SYNCRO CONTROLLER IS LOCATED AT THE BOTTOM OF THE MAGAZINE CABINET TO THE RIGHT OF THE SLIDE-OUT	REMOVE THE GRILL AT THE BOTTOM OF THE MAGAZINE CABINET TO ACCESS THE CONTROLLER
2285	THE SYNCRO CONTROLLER IS LOCATED IN THE LOWER PORTION OF THE ENTERTAINMENT END PANEL.	REMOVE THE ACCESS PANEL ON THE ENTERTAINMENT CABINET END PANEL TO ACCESS THE CONTROLLER.
2295	SYNCRO CONTROLLER IS LOCATED IN THE FORWARD PORTION OF THE INTERIOR RIGHT SIDE SLIDE-OUT COVER NEXT TO THE ROAD SIDE BEDROOM ENTRANCE	OPEN THE FORWARD REMOVABLE COVER ON THE INTERIOR RIGHT SIDE SLIDE-OUT COVER TO ACCESS THE CONTROLLER